



Application

The Net Series cabinets economically house 19 or 23 in. equipment that supports LAN, WAN, phone, and voice mail equipment and servers in an indoor environment. Multiple sizes, designed-in cabinet adaptability, and selected accessories provide maximum application flexibility.

Features

- Includes two sets of adjustable L-shaped rack angles for convenient equipment mounting
- Rack angles on communication cabinets have tapped 10-32 holes per EIA standards. Order 10-32 fasteners separately.
- Rack angles on server cabinets have square holes per EIA standards. Order fasteners and cage nuts separately.
- Rack angle settings on all 700 and 800mm wide cabinets can accommodate either 19 or 23 in. rack spacing
- In 600mm wide cabinets, equipment mounted on 19 in. rack angles is centered
- In 700 and 800mm wide cabinets, 19 in. rack angles can be set to center equipment or to mount equipment next to the left or the right side for improved cable management
- Rack angles infinitely positionable within the cabinet for easy adjustment to desired position
- All doors are field removable and reversible with left or right hinging for installation flexibility
- Communication cabinet has fully perforated or window front and louvered rear doors for equipment ventilation
- Server cabinet has fully perforated front and split rear perforated doors for easy access to servers
- Doors have key-locking handles that provide security with convenient access for authorized personnel
- Removable side panels with 1/4 turn key-locking latch are inset for flush appearance
- Two cable entry ports with caps and grommets on cabinet top for wiring ease
- Fan-ready top with integral finger guard. Order up to two 6 in. fans separately.
- Caster- and leveler-ready open base design. Order casters and levelers separately.

Construction

- Welded multi-formed steel frame. The top and columns are 16 gauge; the base is 14 gauge.
- Multi-formed rigid doors are 14 gauge steel
- Window made of 1/8 in. smoke tinted acrylic
- Formed solid sides are 14 gauge steel
- Rack angles are 12 gauge steel
- Ground studs provided on doors and covers

Finish

Phosphatized steel coated with RAL 9005 black textured, low gloss polyester powder paint. Other finishes available - contact Hoffman Customer Service.

Industry Standards

UL 1863 Listed (perforated, split perforated, and louvered door models only)

EIA 310-D

IEC 60529, IP20

Perforated door material meets equipment manufacturer ventilation requirements

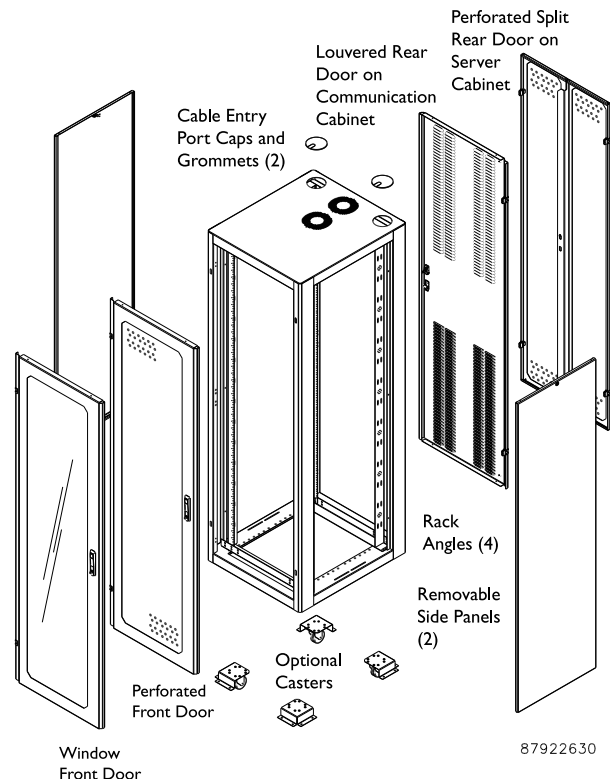
Load Rating

1000 lbs. (454 kg) per UL 1863 with load evenly distributed in enclosure

NOTE: UL 1863 requires that the cabinet be tested with a load four times the rating. The cabinet was tested to 4000 lbs. (1814 kg) without failure to meet the 1000 lb (454 kg) rating. Contact Hoffman if other loading specifications are required.

Accessories

Most 19 and 23 in. rack mount accessories mount easily to the rack angles. Other general accessories can also be used. See Accessories.

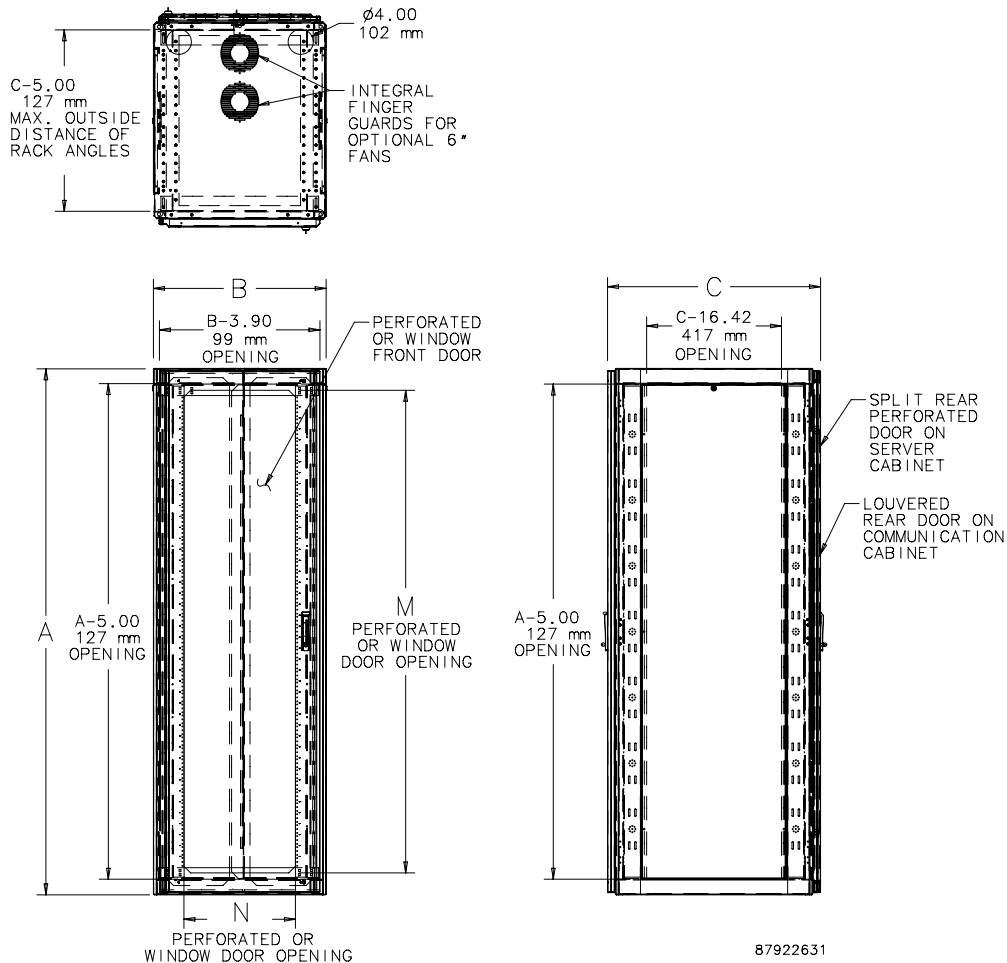


Net Series Communication and Server Cabinets

Standard Sizes Net Series Communication and Server Cabinets


Catalog Number	Description	Nominal Size (mm)	A (in.)	A (mm)	B (in.)	B (mm)	C (in.)	C (mm)	M (in.)	M (mm)	N (in.)	N (mm)	Rack Units	Rack Angle Holes	Additional Rack Angles
NC1268	Communication Cabinet	1245 x 600 x 800	49.00	1245	23.62	600	33.99	863	42.00	1067	14.71	374	23	Tapped 10-32	NRAT126
NC2178	Communication Cabinet	2134 x 700 x 800	84.00	2134	27.56	700	33.99	863	77.00	1956	18.65	474	43	Tapped 10-32	NRAT217
NC2179	Communication Cabinet	2134 x 700 x 900	84.00	2134	27.56	700	37.93	963	77.00	1956	18.65	474	43	Tapped 10-32	NRAT217
NC21710	Communication Cabinet	2134 x 700 x 1000	84.00	2134	27.56	700	41.86	1063	77.00	1956	18.65	474	43	Tapped 10-32	NRAT217
NC2188	Communication Cabinet	2134 x 800 x 800	84.00	2134	31.50	800	33.99	863	77.00	1956	22.58	574	43	Tapped 10-32	NRAT218
NC2189	Communication Cabinet	2134 x 800 x 900	84.00	2134	31.50	800	37.93	963	77.00	1956	22.58	574	43	Tapped 10-32	NRAT218
NC21810	Communication Cabinet	2134 x 800 x 1000	84.00	2134	31.50	800	41.86	1063	77.00	1956	22.58	574	43	Tapped 10-32	NRAT218
NCW2168	Communication Cabinet, Window Door	2134 x 600 x 800	84.00	2134	23.62	600	33.99	863	77.00	1956	14.71	374	43	Tapped 10-32	NRAT216
NCW2178	Communication Cabinet, Window Door	2134 x 700 x 800	84.00	2134	27.56	700	33.99	863	77.00	1956	18.65	474	43	Tapped 10-32	NRAT217
NCW2188	Communication Cabinet, Window Door	2134 x 800 x 800	84.00	2134	31.50	800	33.99	863	77.00	1956	22.58	574	43	Tapped 10-32	NRAT218
NS12610	Server Cabinet	1245 x 600 x 1000	49.00	1245	23.62	600	41.86	1063	42.00	1067	14.71	374	23	Square	NRAS126
NS2169	Server Cabinet	2134 x 600 x 900	84.00	2134	23.62	600	37.93	963	77.00	1956	14.71	374	43	Square	NRAS216
NS21610	Server Cabinet	2134 x 600 x 1000	84.00	2134	23.62	600	41.86	1063	77.00	1956	14.71	374	43	Square	NRAS216
NS21611	Server Cabinet	2134 x 600 x 1100	84.00	2134	23.62	600	45.80	1163	77.00	1956	14.71	374	43	Square	NRAS216
NS21612	Server Cabinet	2134 x 600 x 1200	84.00	2134	23.62	600	49.74	1263	77.00	1956	14.71	374	43	Square	NRAS216
NS21711	Server Cabinet	2134 x 700 x 1100	84.00	2134	27.56	700	45.80	1163	77.00	1956	18.65	474	43	Square	NRAS217
NS21811	Server Cabinet	2134 x 800 x 1100	84.00	2134	31.50	800	45.80	1163	77.00	1956	22.58	574	43	Square	NRAS218

Tapped and square hole rack angles of the same size can be used interchangeably in communication and server cabinets. See rack angle table for available rack angles.



Net Series Communication and Server Cabinet Accessories

Net Series Rack Angles



Rack angles are available with either 10-32 tapped or square mounting holes. Communication and server cabinets can use either tapped hole or square hole rack angles. Finish is RAL 9005 black, low gloss smooth polyester powder paint. Shipped in sets of two with two mounting brackets and mounting hardware.

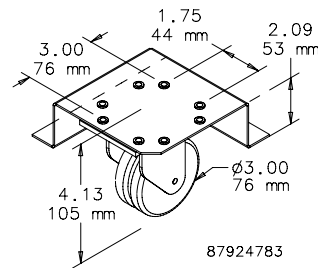
Net Series Caster Kit



These recessed ball-bearing casters allow Net Series cabinet repositioning with a minimum of effort. Casters add 2 in. to height of cabinet. Kit includes four casters, recessed brackets, and mounting hardware.

Catalog Number	Length (in.)	Length (mm)	Hole Type	Use With Net Series Cabinet (H x W)
NRAT126	40.37	1025	Tapped	1245mm x 600mm
NRAT216	78.87	2003	Tapped	2134mm x 600mm
NRAT217	78.87	2003	Tapped	2134mm x 700mm
NRAT218	78.87	2003	Tapped	2134mm x 800mm
NRAS126	40.37	1025	Square	1245mm x 600mm
NRAS216	78.87	2003	Square	2134mm x 600mm
NRAS217	78.87	2003	Square	2134mm x 700mm
NRAS218	78.87	2003	Square	2134mm x 800mm

Catalog Number	Description
NCK	Set of four casters, recessed brackets, and mounting hardware



Net Series Joining Kit

The joining kit enables joining Net Series cabinets without sides to form a single bank of cabinets. Each kit joins two cabinets.

Catalog Number	Description
NJK	Net Series Joining Kit

Net Series Leveler Kit



Leveler Kits allow adjustment of Net Series cabinets for uneven floors. Can be used with casters to stabilize final installation.

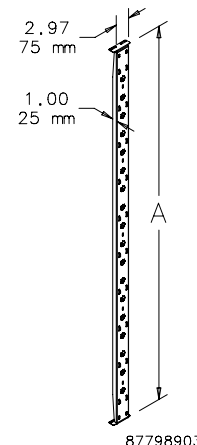
Catalog Number	Description
NLK	Set of four levelers

Net Series Vertical Tie Down Cable Manager



Hold larger cable bundles securely. Velcro™ Cable Wraps provide convenient cable fastening and easy access to individual cables. One piece design. Holes provided for addition of cable transitions, spools, or D-Rings (order separately). Made of steel coated with RAL 9005 black polyester powder paint. Includes mounting hardware.

Catalog Number	A (in.)	A (mm)	Fits Cabinet Height
NVCMTD12	40.37	1025	1245mm
NVCMTD21	78.87	2003	2134mm



Velcro™ is a trademark of Velcro Industries V.B.

Cabinet Cable Managers

Cable Organizers

Easy to slip cable into support brackets, horizontal/vertical models (shown) manage cable transitions.

ECK19H	19 in. horizontal
ECK19HV	19 in. horizontal/vertical
ECK23HV	23 in. horizontal/vertical

CableTek™ Horizontal Cable Manager

Routes cable bundles horizontally. Cover provides clean appearance and protects cable.

DCHS1	19 in., single-sided, 1 RU
DCHS2	19 in., single-sided, 2 RU
DCHD2	19 in., double sided, 2 RU



Cable Trough

Convenient solution for horizontal lay-in routing of cable.

ECT19	19 in.
ECT23	23 in.



D-Ring Cable Managers


Easily fasten to vertical cable managers, snap closed, rotate to smooth cable transitions.

ECM3DR10	Plastic, 3 in.
ECM6DR10	Plastic, 6 in.




Selected General Accessories


19 in. Drawers

	Catalog Number	Description
		Pullout drawer, steel, gray. Max. pullout 13.00 in.
	P19DR1US	1 RU
	P19DR2US	2 RU
	P19DR3US	3 RU
	Drawer-top Writing Surface, steel painted gray	
	P19WSA	Fits on top of 19 in. P19DR_US drawers, all depths


19 in. Keyboard Compartments

	Catalog Drawing	Description
	A19KBC2B	Fixed, brushed aluminum, 2 RU, holds keyboard up to 16.50 in. wide
	P19KBPVT	Pivoting, steel, black, pivots 90°, holds standard size keyboard, extends 9.75 in. in front of rack angles, 2 RU
	P19KBSM	Pullout with mini keyboard, steel, black, slides between rack angles, holds up to 16.25 in. keyboard, extends 8.94 in., 2 RU



Shelves

	Catalog Number		Description
	19 in. Shelves	23 in. Shelves	
	Fixed solid shelf, black, 1 RU		
	P19SH68B	P23SH68B	19.68 in. deep, fits rack angle depth to 30.71 in.
	P19SH810B	P23SH810B	27.56 in. deep, fits rack angle depth to 38.58 in.
	Fixed vented shelf, black, 1 RU		
	P19VSH68B	P23VSH68B	19.68 in. deep, fits rack angle depth to 30.71 in.
	P19VSH810B	P23VSH810B	27.56 in. deep, fits rack angle depth to 38.58 in.
	Pullout solid shelf, black, rack mount		
	P19SHP68B	P23SHP68B	Max. pullout 17.00 in.; 16.72 in. deep, fits rack angle depth to 37.4 in.
	P19SHP810B	P23SHP810B	Max pullout 19.00 in.; 24.59 in. deep, fits rack angle depth to 41.3 in.
	PHCB Support Arm for pullout shelves		
	Tool-less Vented Shelf for Square Hole Rack Angles		
	D19FVT69B		600-900mm nominal depth
	D19FVT912B		900-1200mm nominal depth


Fans

	Catalog Number	Description
	A6AXFNPG	Fans, corded, 240 cfm, 56 db, max. 2
	A6AXFNGQ	Quiet Fan, corded, 100 cfm, 38 db, max. 2
	ACORD2	Double fan cord, allows two fans on one cord

Fastener Kits

	Description	Catalog Number	Color	Kit Qty.
Screw Kits				
	10-32 x 5/8 in. combo head	AS1032/AS1032250	Silver	20/250
	12-24 x 1/2 in. combo head	ES1224/ES1224250	Silver	20/250
	12-24 x 1/2 in. combo head	ES1224B/ES1224B250	Black	20/250
	M5 x 20mm Phillips head	ASM5	Silver	20
	M6 x 16mm Phillips head	ASM6/ASM6250	Silver	20/250
Cage Nut Kits (Use on square hole rack angles)				
	10-32 cage nut	P1032CN/P1032CN250	Silver	20/250
	12-24 cage nut	PM24CN	Silver	20
	M5 cage nut	PM5CN	Silver	20
	M6 cage nut	PM6CN/PM6CN250	Silver	20/250

General Accessories

	Accessory Name	Catalog Number	Description
	Concrete Expansion Anchor Kit	ESBDK	Includes 4 bolts
	Paint, touch-up	ATPB9005	RAL 9005 Black, aerosol
	Tool-less Snap-in Blanking Panel	D19BPT1RU	1 RU
	Tool-less Snap-in Blanking Panel	D19BPT2RU	2 RU
	Rack Panel, 1 RU	P19RPP1UB	RAL 9005 black
	Rack Panel, 2 RU	P19RPP2UB	RAL 9005 black
	Rack Panel, 3 RU	P19RPP3UB	RAL 9005 black
	Rack Panel, 4 RU	P19RPP4UB	RAL 9005 black
	Rack Panel, 5 RU	P19RPP5UB	RAL 9005 black
Rack Panel, 6 RU	P19RPP6UB	RAL 9005 black	
Panel Adapters, (for mounting 19 in. equipment in 23 in. cabinets)	ERB1U2319	1 RU	
	ERB1U2319	3 RU	
	ERB5U2319	3 RU	